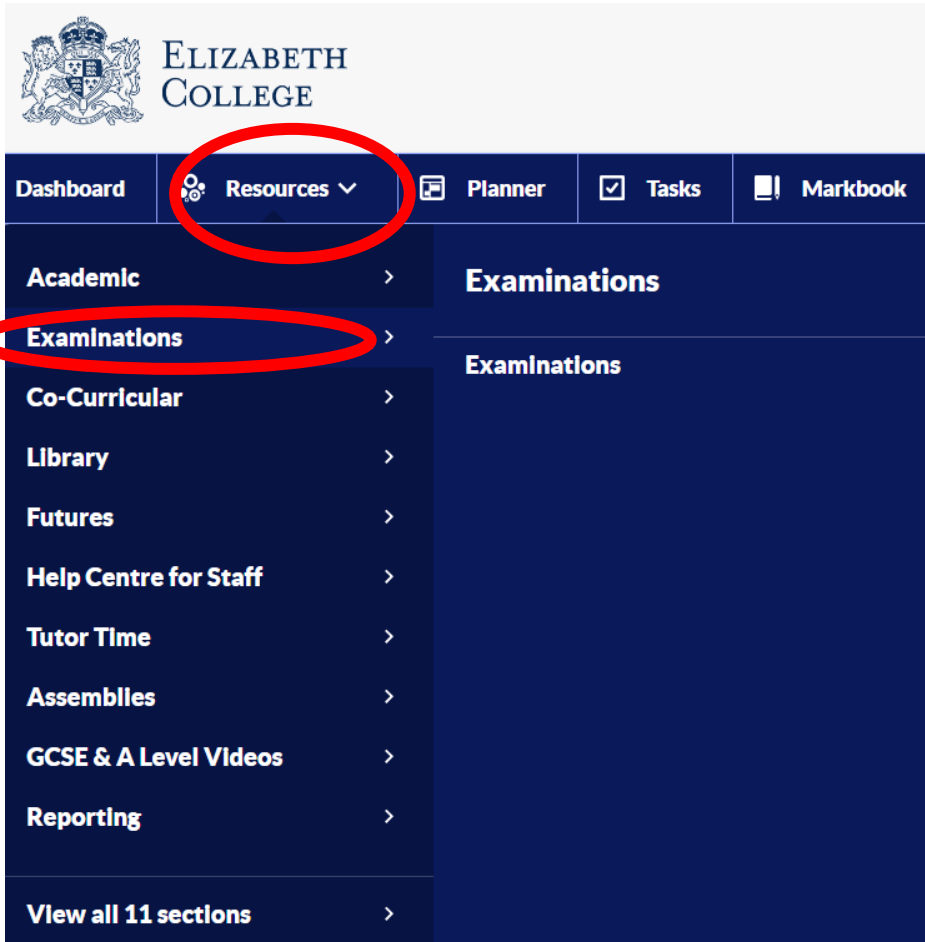


Exam Series 2024

GCSE & A Level Exams - Student Briefing



Exam Information



ELIZABETH COLLEGE

Dashboard Resources Planner Tasks Markbook

Academic Examinations

Examinations

Co-Curricular

Library

Futures

Help Centre for Staff

Tutor Time

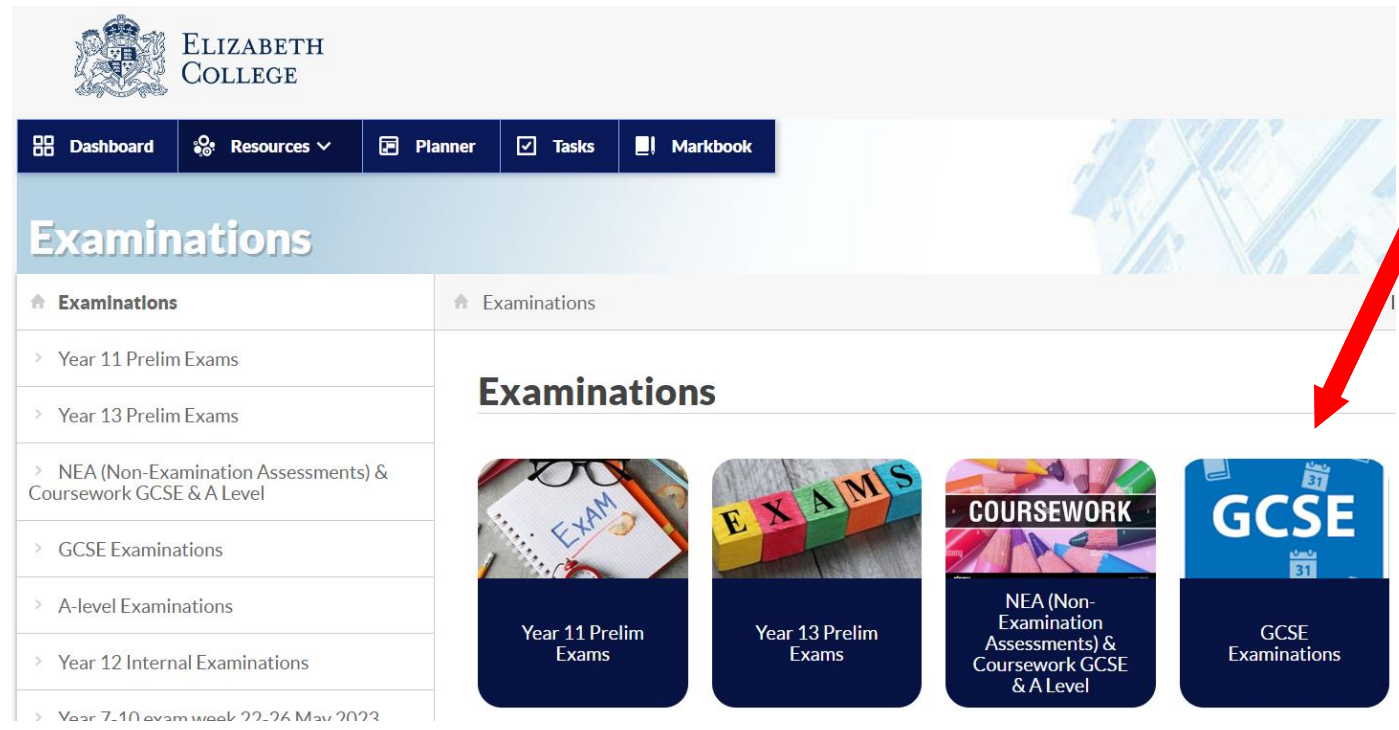
Assemblies

GCSE & A Level Videos

Reporting

View all 11 sections

<https://elizabethcollege.fireflycloud.net/examinations>



ELIZABETH COLLEGE

Dashboard Resources Planner Tasks Markbook

Examinations

Examinations

- Year 11 Prelim Exams
- Year 13 Prelim Exams
- NEA (Non-Examination Assessments) & Coursework GCSE & A Level
- GCSE Examinations
- A-level Examinations
- Year 12 Internal Examinations
- Year 7-10 exam week 22-26 May 2023

Examinations

- Year 11 Prelim Exams
- Year 13 Prelim Exams
- NEA (Non-Examination Assessments) & Coursework GCSE & A Level
- GCSE Examinations

Exam Office
student video



The Exams Office
Instructions for Candidates
2023/24

Exam Rooms on your timetable

- Perrot Hall
 - Oyster/Puffin Room
- PLC3/North - Perrot Court Level 3 North
- LMR - Le Marchant Room
- WITHIN Perrot Court
 - Brehon meeting room
 - Casquettes Board room
 - Roustel meeting toom
- REGARDLESS of your exam room- ALWAYS meet in the quad
- At the end of this assembly, please collect your final timetable on the tables behind you.

Exam Preparation

- Full school uniform (apart from those writing on Lib day). It'll be summer! Leave blazers/suit jackets with your bags.
- Make copies of your timetable and put them up at home. **KNOW YOUR DATES AND TIMES!**
- Plan for traffic, plan for road closures, plan for parking!
- Don't be late! Exam arrival times are 8:20am and 1:20pm If you arrive late, **please report to Reception**, do not enter the exam room.
- **MEETING POINT: Always** in Perrot Court Quad (or Sixth Form Centre if raining).
- Y11 Bags can left be next to the wall - Drama toilets, Y13 bags in Sixth Form Centre.
- No toilet breaks in the first hour or last 15 minutes, unless it's an emergency. You don't get this time back. Close your booklet!
- Enter the room in COMPLETE SILENCE
- Laptop users will go in **first** and log on, then wait for everyone else to be seated. Do not start writing on the front of the exam booklet until instructed to do so.
- If you need to get the invigilators attention for **anything**.....RAISE YOUR HAND and they will come over to you.

Please collect your final timetable before you leave

A Level

Candidate Timetable Report

XXXXXXXX

Surname: XXXX Candidate Number: 0274
 Forenames: XXXXX UCI Code: 671040200274C
 DOB: XXXX Exam Cycle: June 2024
 Gender: M Centre Number: 67104

Board	Code	Title	Location	Seat Num	Time	Duration incl Allowance	Scheduled Exam Duration
Wednesday 22 May 2024							
Edexcel GCE	9FM0 01	CORE PURE MATHS.1 - [Mathematics Further]	PCHall	9	13:30	1 hr 30	1 hr 30
Monday 3 June 2024							
Edexcel GCE	9FM0 02	CORE PURE MATHS.2 - [Mathematics Further]	PCHall	9	13:30	1 hr 30	1 hr 30
Tuesday 4 June 2024							
Edexcel GCE	9MA0 01	PURE MATHEMATICS 1 - [Mathematics]	PCHall	30	13:30	2 hrs	2 hrs
Wednesday 5 June 2024							
AQA	7402/1	BIOLOGY ADV PAPER 1 - [Biology]	PCHall	9	13:30	2 hrs	2 hrs
Thursday 6 June 2024							
JCQ	1A	REMAIN AVAILABLE ON THIS DATE	-	-	13:30	6 hrs	6 hrs
Friday 7 June 2024							
Edexcel GCE	9FM0 3C	FURTHER MECHANICS 1 - [Mathematics Further]	PCL3North	9	13:30	1 hr 30	1 hr 30
Monday 10 June 2024							
AQA	7405/1	CHEMISTRY ADV PAPER 1 - [Chemistry]	PCHall	9	08:30	2 hrs	2 hrs

GCSE

Candidate Timetable Report

XXXX

Surname: xxx Candidate Number: 0407
 Forenames: xxx UCI Code: 671040220407H
 DOB: xxx Exam Cycle: June 2024
 Gender: M Centre Number: 67104

Board	Code	Title	Location	Seat Num	Time	Duration incl Allowance	Scheduled Exam Duration
Edexcel GCSE	4MA1 2H	WRITTEN PAPER 2H - [Mathematics]	PCHall	18	08:30	2 hrs	2 hrs
Thursday 6 June 2024							
JCQ	1A	REMAIN AVAILABLE ON THIS DATE	-	-	13:30	6 hrs	6 hrs
Friday 7 June 2024							
AQA	8461/2H	BIOLOGY PAPER 2 TIER H - [Biology]	PCHall	3	13:30	1 hr 45	1 hr 45
Tuesday 11 June 2024							
AQA	8462/2H	CHEMISTRY PAPER 2 TIER H - [Chemistry]	PCL3North	3	08:30	1 hr 45	1 hr 45
Thursday 13 June 2024							
JCQ	2A	REMAIN AVAILABLE ON THIS DATE	-	-	13:30	6 hrs	6 hrs
Friday 14 June 2024							
AQA	8463/2H	PHYSICS PAPER 2 TIER H - [Physics]	PCHall	3	13:30	1 hr 45	1 hr 45
Wednesday 26 June 2024							
JCQ	3A	REMAIN AVAILABLE ON THIS DATE	-	-	00:00	6 hrs	6 hrs

This is your final exam timetable. Please note which room you will be in. All students are to meet in the quad, outside reception, before every exam. You may not enter the exam room until instructed to do so. You should be in the quad no later than 10 minutes before an exam is due to begin. You will then be escorted into the exam rooms, ready to start at the official start times of 08:30 and 13:30. You must not bring a watch, a mobile phone, notes, or any electronic equipment into the exam room. Please leave calculator lids at home. You need to remain available on the JCQ contingency days: 6/6, 13/6, and 26/6. All exam information can be found here: <https://elizabethcollege.fireflycloud.net/examinations>.



8 PAGE ANSWER BOOK

Examiner's Initials

For Examiner's Use

Paper Reference:

Grid for Paper Reference

Examination Date:

Grid for Examination Date (DD/MM/YY)

For office use only

Centre Number:

Grid for Centre Number

Candidate Number:

Grid for Candidate Number

Surname:

Line for Surname

Other Names:

Line for Other Names

Your Signature:

Line for Signature

I declare this is my own work.

Write in the white box how many answer books you have submitted

Please write the Paper Reference and your Centre Number and Candidate Number on each book

Box for number of answer books

Total

INSTRUCTIONS TO CANDIDATES

- Use black ink or black ballpoint pen. Use pencil and coloured pencils only for drawing. Write the information required in the spaces above. Complete in BLOCK CAPITALS. Use both sides of the paper. Write only within the white areas of the book. Write the question number in the two boxes provided in the margin. If you make an error when writing the question number, fill in the number in the space immediately below the boxes you have used. Leave at least two line spaces between each answer.



Candidate forename

Line for Candidate forename

Candidate surname

Line for Candidate surname

Centre number

Grid for Centre number

Candidate number

Grid for Candidate number

Unit code


Grid for Unit code

Unit title

Line for Unit title

Write here how many booklets you have used in total.

Box for number of booklets



12 PAGE ANSWER BOOKLET

INSTRUCTIONS TO CANDIDATES

- Write the information required clearly in the boxes above using capital letters. Use black ink. HB pencil may be used for graphs and diagrams only. DO NOT WRITE IN ANY BARCODES. Write your answers in this booklet. Please leave two blank lines in between your answers to each question. Write the number of the question you are answering in the first margin.

Table with 2 columns: Question, Part. Row 1: 1, a. Row 2: 1, ai.

Table for Examiner's use only with columns: Question number, Mark. Multiple empty rows.


leave blank

leave blank

blank

No lined paper allowed, only these booklets even for rough work. In 2023, 1.26 million students took exams with 16 million scripts marked.

Fat lids – you will be asked to open the bottle



During an examination a calculator must not be able to offer any of these facilities:

- language translators;
- symbolic algebra manipulation;
- symbolic differentiation or integration;
- communication with other machines or the internet.

During an examination a calculator must not give access to pre-stored information. This includes:

- databanks;
- dictionaries;
- mathematical formulae;



Bring with you to every exam

Invigilator will check calculators on your desk – make available

During & after the exam

- Wait for the invigilator's instructions before picking up your pen or opening the Q paper.
- Invigilators will walk around - seating plan and register.
- We will get visited by an Inspector- he's inspecting the exam set-up, not you, ignore!
- No scrap paper- rough work in your answer booklets then cross it out
- Come to the end of your answer booklet....we have more! All additional booklets must have all your details rewritten on the front
- Fire alarm & meeting points – Await the invigilator's instructions.
- You keep an eye on the time (no 5 min warning)
- When the time is up, STOP WRITING (*"I just want to finish my sentence ... "* Exam Board will discount your last few sentences)
- Leave in silence- there will still be students writing. The Quad is loud!


Malpractice

Malpractice in exams

Failure to follow the rules of the exam or assessment which includes things like breach of invigilator instructions, unauthorised material in the exam hall, trying to communicate with others, copying, cheating in any way, disruptive behaviour etc.

44.5% of Malpractice cases in 2023 were from mobile phones in the exam hall. Apple watches also made up a large proportion.

Prohibited items



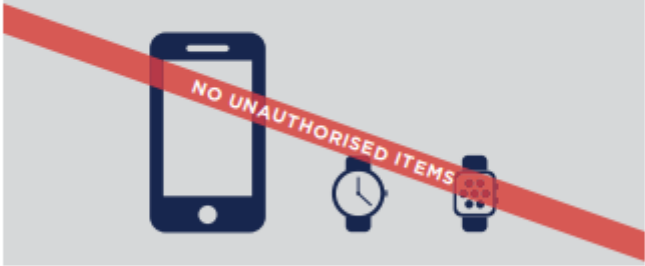
Exam Posters

JCQ
C.I.C.

AQA City & Guilds CCEA OCR Pearson WJEC

**NO MOBILE PHONES
NO WATCHES**

**NO POTENTIAL TECHNOLOGICAL/WEB
ENABLED SOURCES OF INFORMATION**



Possession of unauthorised items, such as a mobile phone or any watch, is a serious offence and could result in

DISQUALIFICATION

from your examination and your overall qualification.

This poster must be displayed in a prominent place outside each examination room.

JCQ
C.I.C.

AQA City & Guilds CCEA OCR Pearson WJEC

Warning to Candidates

1. You **must** be on time for all your examinations.
2. **Possession of a mobile phone** or other unauthorised material **is not allowed** even if you do not intend to use it. You will be subject to penalty and possible disqualification from the exam/qualification.
3. You **must not** talk to, attempt to communicate with or disturb other candidates once you have entered the examination room.
4. You **must** follow the instructions of the invigilator.
5. You **must not** sit an examination in the name of another candidate.
6. You **must not** become involved in any unfair or dishonest practice in any part of the examination.
7. If you are confused about anything, only speak to an invigilator.

The *Warning to Candidates* must be displayed in a prominent place outside each examination room. This may be a hard copy A3 paper version or an image of the poster projected onto a wall or screen for all candidates to see.

©JCQ 2021 – Effective from 1 September 2021

Final reminders

- Take out only what you took in
- **Illness – We MUST have a Doctor's note**
- **No social media** after exams. It is monitored 24/7
- Beware hoax papers online- you will be disqualified if you attempt to buy one!
- Textbooks- drop books on table in Reception any time until Friday 28th June
- Exam contingency days- 6th, 13th, 26th June 2024

Any questions you have, come and ask me!

And finally....take it one exam at a time and give it your very best! Good luck