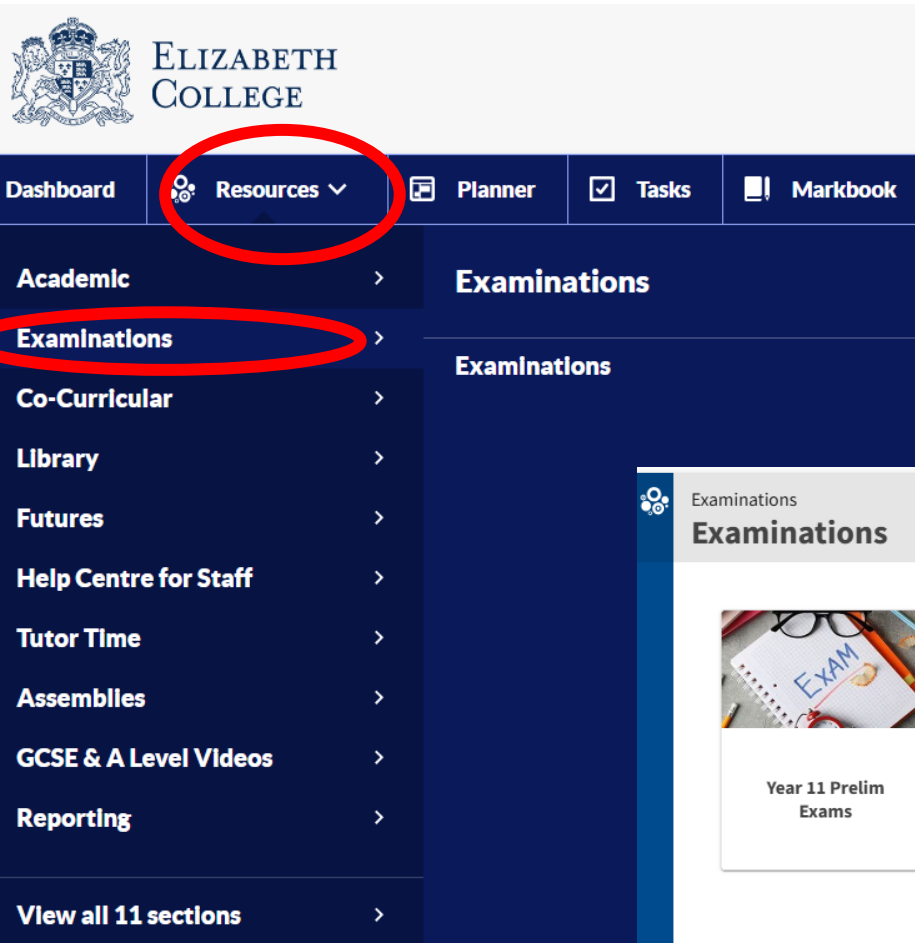


Exam Series 2025

# GCSE & A Level Exams - Student Briefing

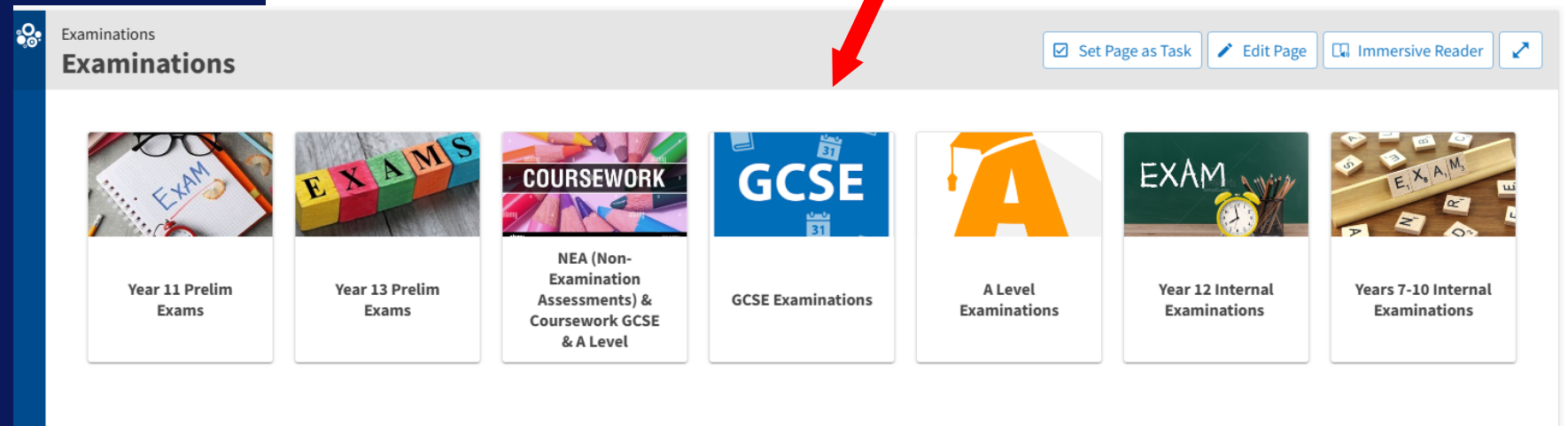


# Exam Information



The screenshot shows the Elizabeth College website navigation menu. The logo and name 'ELIZABETH COLLEGE' are at the top left. Below them are navigation tabs: 'Dashboard', 'Resources' (circled in red), 'Planner', 'Tasks', and 'Markbook'. A dropdown menu is open under 'Resources', with 'Examinations' (circled in red) selected. Other items in the dropdown include 'Academic', 'Co-Curricular', 'Library', 'Futures', 'Help Centre for Staff', 'Tutor Time', 'Assemblies', 'GCSE & A Level Videos', 'Reporting', and 'View all 11 sections'.

<https://elizabethcollege.fireflycloud.net/examinations>



The screenshot shows the 'Examinations' page. At the top right, there are utility buttons: 'Set Page as Task', 'Edit Page', 'Immersive Reader', and a share icon. Below these are seven exam categories, each with a representative image and a title:

- Year 11 Prelim Exams (Image: notebook with 'EXAM' written on it)
- Year 13 Prelim Exams (Image: colorful blocks spelling 'EXAMS')
- NEA (Non-Examination Assessments) & Coursework GCSE & A Level (Image: colorful pencils)
- GCSE Examinations (Image: blue background with 'GCSE' text)
- A Level Examinations (Image: large orange letter 'A' with a graduation cap)
- Year 12 Internal Examinations (Image: green chalkboard with 'EXAM' and a clock)
- Years 7-10 Internal Examinations (Image: wooden blocks spelling 'EXAMS')

Exam Office  
student video

---



The Exams Office  
Instructions for Candidates

---

# Malpractice

## ***Malpractice in exams***

***Failure to follow the rules of the exam or assessment including, but not limited to; breach of invigilator instructions, unauthorised material in the exam hall, trying to communicate with others, copying, cheating in any way, disruptive behaviour.***

***In 2024, 5190 students received zero on their papers for having their mobile phones in the exam hall.***

***Make sure you have nothing written or doodled on your hands/arms***

# Exam Rooms on your timetable

- PCHall - Perrot Hall
- PCLevel3- Perrot Court downstairs – Door can no longer be wedged open
- FIRE1 / FIRE2 – Fire Station
- WITHIN Perrot Court
  - PCBreh - Brehon meeting room
  - PCCasq - Casquettes Board room
  - PCRous - Roustel meeting room
- REGARDLESS of your exam room- ALWAYS meet in the quad
- At the end of this assembly, please collect your final timetable on the tables behind you.

# Exam Preparation

- Full school uniform (apart from those writing on Lib day). It'll be summer! Leave blazers/suit jackets with your bags.
- **GCSE Business Studies: Liberation Day – 12:30 start- home clothes.**
- Year 11 bags – in the racks. Blazers can be hung up in the Drama corridor. Turn your phone off/silent!
- Y13 bags – Sixth Form Centre
- Make copies of your timetable and put them up at home. **KNOW YOUR DATES AND TIMES!**
- Plan for traffic, plan for road closures, plan for parking!
- Don't be late! Exam arrival times are 8:20am and 1:20pm If you arrive late, **please report to Reception**, do not enter the exam room.
  - There are a small group who are starting earlier for some afternoon exams. These are highlighted on your timetable.

# Exam Preparation

- **MEETING POINT: Always** in Perrot Court Quad (raining?).
- No toilet breaks in the first hour or last 15 minutes. You don't get this time back. Close your booklet!
  - Rest breaks take priority
- Enter the room in COMPLETE SILENCE
- Laptop users will go in **first** and log on and add headers & footers, then wait for everyone else to be seated. Do not start writing on the front of the exam booklet until instructed to do so.
- If you need to get the invigilators attention for **anything**.....RAISE YOUR HAND and they will come over to you.

Please check the examination details below before entering your candidate information

Candidate surname

Sebire

Other names

Katie

Centre Number

67104

Candidate Number

0132

**Pearson Edexcel Level 1/Level 2 GCSE (9-1)**

**Tuesday 4 June 2024**

Morning (Time: 40 minutes and  
5 minutes' reading time)

Paper  
reference

**1SP0/1H**

**Spanish**

**PAPER 1: Listening and understanding in Spanish**

**Higher Tier**

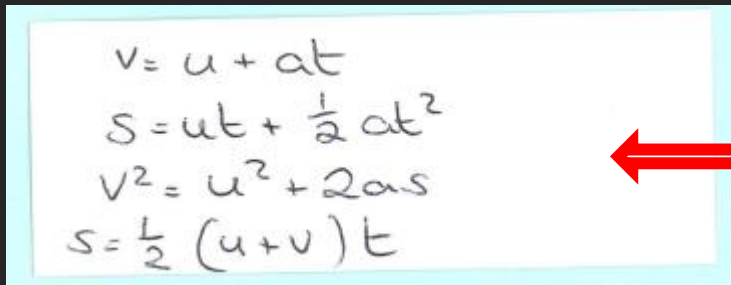
**You do not need any other materials.**

Total Marks



# Brain Dumping

You must wait until the exam has officially started to brain dump. No spare paper allowed so you may use the back of your booklet and neatly cross through it so the marker knows it's 'rough'. There's no limit to how many booklets you use.



Handwritten physics equations on a white card with a red arrow pointing to it:

$$v = u + at$$
$$s = ut + \frac{1}{2}at^2$$
$$v^2 = u^2 + 2as$$
$$s = \frac{1}{2}(u+v)t$$

Do not write on the back of your candidate card - Malpractice

Be aware that some Boards will scan just one question and send to the marker so make it clear if you have run out of room and answered elsewhere.

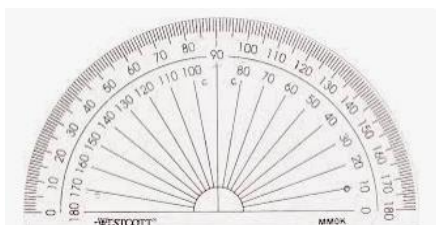

If you draw anything in pencil (e.g. graphs), go over it in ink when you are finally happy with it. Pencil doesn't scan well.

Doodling, writing things like lyrics, offensive language etc is not allowed and will get sent to a specialist team to consider sanctions (you could get marks taken away).

## Candidate handwriting

Please remind candidates in pre-exam sessions that candidates are responsible for making sure their handwriting is legible so that examiners can read and mark their answers accurately. Directly before the examination, invigilators or exam officers should again remind candidates of the importance of clear and legible handwriting. The candidate's name, number and all answers must be legible to examiners.

Fat lids – you will be asked to open the bottle



During an examination a calculator must not be able to offer any of these facilities:

- language translators;
- symbolic algebra manipulation;
- symbolic differentiation or integration;
- communication with other machines or the internet.

During an examination a calculator must not give access to pre-stored information. This includes:

- databanks;
- dictionaries;
- mathematical formulae;

Bring with you to every exam

Invigilator will check calculators on your desk – make available

# During & after the exam

- Wait for the invigilator's instructions before picking up your pen or opening the Q paper.
- Invigilators will walk around - seating plan and register.
- We will get visited by an Inspector- he's inspecting the exam set-up, not you, ignore!
- No scrap paper- rough work in your answer booklets then cross it out.
- Come to the end of your answer booklet...we have more! All additional booklets must have all your details rewritten on the front.
- Fire alarm & meeting points – Await the invigilator's instructions.
- Laptop users using a mix of typing and writing in the booklet- make it clear for the marker!
- When the time is up, STOP WRITING -Exam Board may discount your last few sentences.
- Take out only what you took in.
- Leave in silence- there will still be students writing. The Quad is loud! The Drama corridor is louder!

# Prohibited items



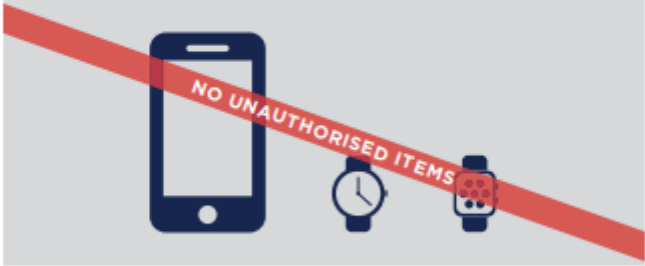
# Exam Posters

**JCQ**  
C.I.C.

AQA City & Guilds CCEA OCR Pearson WJEC

**NO MOBILE PHONES  
NO WATCHES**

**NO POTENTIAL TECHNOLOGICAL/WEB  
ENABLED SOURCES OF INFORMATION**



Possession of unauthorised items, such as a mobile phone or any watch, is a serious offence and could result in

**DISQUALIFICATION**

from your examination and your overall qualification.

This poster must be displayed in a prominent place outside each examination room.

**JCQ**  
C.I.C.

AQA City & Guilds CCEA OCR Pearson WJEC

**Warning to Candidates**

1. You **must** be on time for all your examinations.
2. **Possession of a mobile phone** or other unauthorised material **is not allowed** even if you do not intend to use it. You will be subject to penalty and possible disqualification from the exam/qualification.
3. You **must not** talk to, attempt to communicate with or disturb other candidates once you have entered the examination room.
4. You **must** follow the instructions of the invigilator.
5. You **must not** sit an examination in the name of another candidate.
6. You **must not** become involved in any unfair or dishonest practice in any part of the examination.
7. If you are confused about anything, only speak to an invigilator.

The *Warning to Candidates* must be displayed in a prominent place outside each examination room. This may be a hard copy A3 paper version or an image of the poster projected onto a wall or screen for all candidates to see.

©JCQ 2021 – Effective from 1 September 2021

# Final reminders

- **Absent or Present but Disadvantaged: we MUST have a Doctor's note**
- **No posting on social media** after exams. It is monitored 24/7 by Ofqual. Remember students may have overnight supervision.
- **Art & Design students: No posting about your pieces on social media or share with anyone until after results day.**
- Textbooks- drop books on the table in Reception any time until Friday 27<sup>th</sup> June
- Exam contingency days- 11<sup>th</sup> & 25<sup>th</sup> June 2025
- Beware hoax or “leaked” papers online- you will be disqualified if you attempt to buy one!
- My top tip

*I'm here to answer any questions you may have, and finally....take it one exam at a time and give it everything you've got!*

*\*\*\*Good luck\*\*\**